



Step by Step Registration Instructions

Step 1 – Web Location

Head to <https://touchfootball.etrainu.com/>


Bottom right is the login area (Red Circle), click on “Sign Up” (Black circle)







Step 2 – Profile Details

Once you have clicked on “Sign Up” you will be taken to the account creation page. Please complete your registration details as per the below image For “Region” select your State (Red Circle)

Touch Football AUSTRALIA 


 

CREATE ACCOUNT START TRAINING

Email

Username

First Name Last Name

Date Of Birth 

Password

Confirm Password

Region

Location





Once you have selected your "Region"
For "Location" please select your local affiliate (Blue Circle)

Date Of Birth

2. Australian Capital Territory
3. New South Wales
4. Northern Territory
5. Queensland
6. South Australia
7. Tasmania
8. Victoria
9. Western Australia
SELECT REGION

Location

NO REGION SELECTED

Create Back



Your list of affiliates will populate following this selection, the below example is from South Australia.

Password

A search dropdown menu with a search icon in the top right corner. The list of items is as follows:

- Adelaide University Touch Club
- Barossa Touch Association
- Botanics Touch Association
- Central Districts Rugby League Club** (highlighted)
- Demons (Hope Valley) Touch Football
- Mallee Touch Association
- Mt Gambier Touch Association
- ...
- SELECT LOCATION





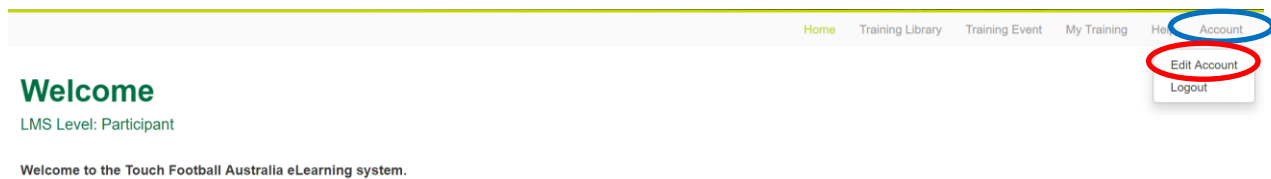
Step 3 – Additional Profile Details

Once you have created your initial profile you will be taken to the landing page.

Before enrolling in the course you will need to complete some additional profile details as per the below image/s.

Click on “Account” in the top right corner (Blue Circle)

Click on “Edit Account” (Red Circle)



Once you have clicked through you will need to complete your additional Personal Information (Red Circle)

And your Contact Information (Blue Circle)

Then click “Save” (Black Circle)

Edit Account Information

Edit Account Information for

The form is divided into two main sections: 'Account Information' and 'Personal Information'. The 'Personal Information' section is circled in red, and the 'Contact Information' section is circled in blue. At the bottom right, there is a 'Save' button circled in black and a 'Cancel' button.

Account Information

Username * Password *

Enter a unique username Must be at least 4 characters

Personal Information

Title * First Name: *

Enter your name as you would like it to appear on your Statement of Attainment.

Middle Name: Last Name: *

Enter your name as you would like it to appear on your Statement of Attainment.

Gender * Male Female Date of Birth: *

Enter in the format dd/mm/yyyy.

Contact Information

Email *

Enter a valid email address

Please double check that this address is correct and working. This email address needs to be your own email address so that etrainu can contact you if you require assistance.

Please provide the physical address (street number and name NOT post office box) where you usually reside rather than any temporary address at which you reside for training, work or other purposes before returning to your home. If you are from a rural area use the address from your state's or territory's 'rural property addressing' or 'numbering' system as your residential street address.

Building/Property Name Flat/Unit Details

Street Number * Street Name *

Suburb

Country State

Postcode * Phone Number *

Please include the country code if you do not reside in Australia. This phone number needs to be your own so that etrainu can contact you if you require assistance.

Save Cancel

If you have any issue or concerns please contact National Education and Policy Manager James Sharp james.sharp@touchfootball.com.au

